



schoolology®
learn. together.

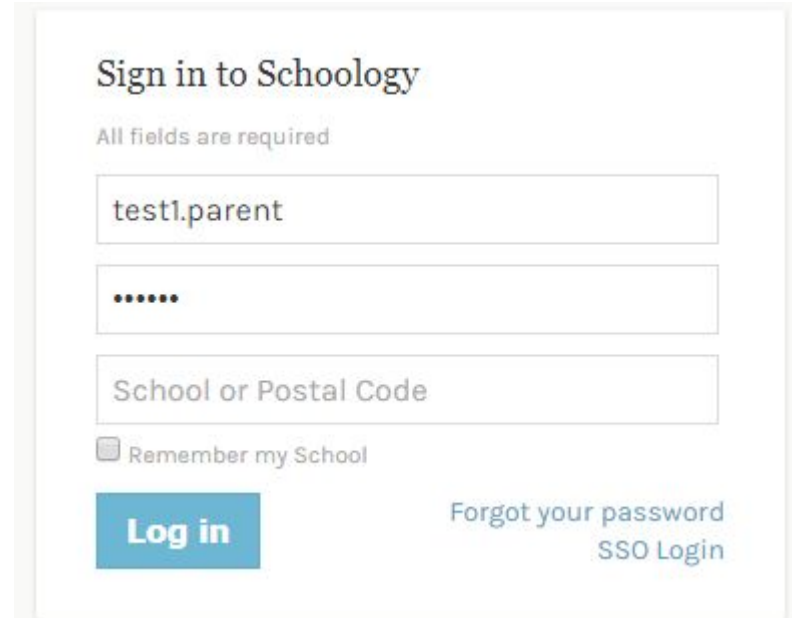
Parent View

Login

You can login from the Walton County School website or directly on ***schoolology.com***

- **USERNAME:** the email that you used to create your account
- **PASSWORD:** your unique password
- **SCHOOL:** school that your child attends

Click Log In



The image shows a screenshot of the 'Sign in to Schoolology' login form. The form is titled 'Sign in to Schoolology' and includes a note that 'All fields are required'. It contains three input fields: the first contains the email 'test1.parent', the second contains a masked password '.....', and the third is labeled 'School or Postal Code'. Below the fields is a checkbox labeled 'Remember my School'. At the bottom left is a blue 'Log in' button, and at the bottom right are links for 'Forgot your password' and 'SSO Login'.

Sign in to Schoolology

All fields are required

test1.parent

.....

School or Postal Code

Remember my School

Log in

[Forgot your password](#)
[SSO Login](#)

Dashboard

3 Columns on Dashboard

- (1) **Summary:** Calendar, Messages
- (2) **Student Activity/Enrollments:**
 - (a) Student Activity - access to the news feed
 - (b) Enrollment: access to your child's courses
- (3) **Upcoming:** view upcoming assignments and tests

Walton County Home Courses Groups All Children

Summary

- Calendar
- Messages

Student Activity · Enrollments

Select a child

Upcoming

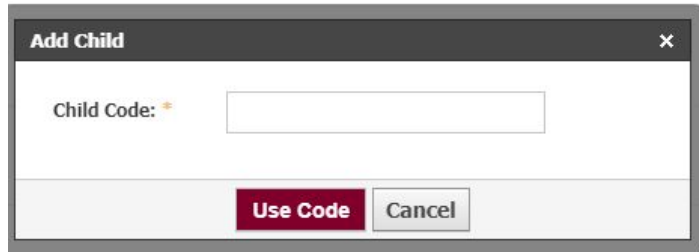
WEDNESDAY, OCTOBER 18, 2017

- Wednesday 10/18 Warm-Up 3:00 pm
- Georgia Secession Web quest 11:59 pm
- Sub. assignment for 10/18/17 11:59 pm
- Weathering, Erosion, and Soil Vocabulary Assignment 11:59 pm
- Weathering, Erosion, and Soil Vocabulary Assignment 11:59 pm
- Wednesday Warmups 11:59 pm
- Wednesday Warmups 11:59 pm

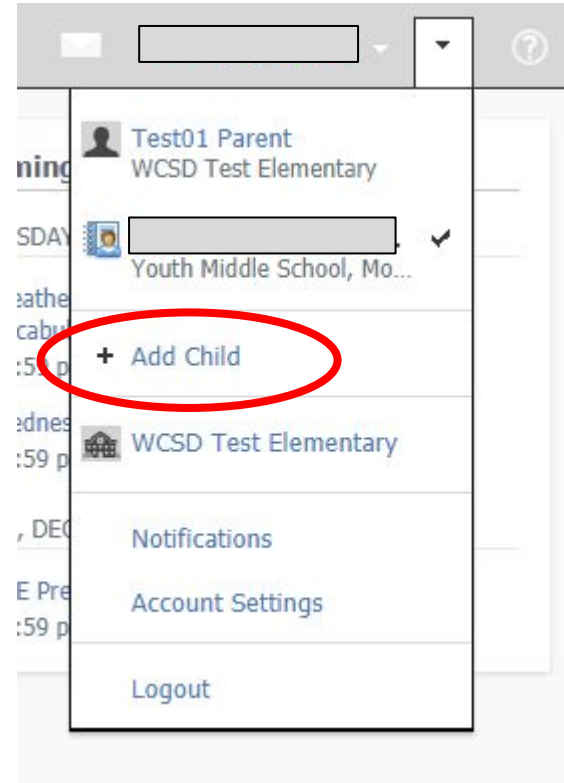
Add Child

You only need one Parent Access Code to create a parent account. Once you create a parent account, you can add siblings to the account.

- Click on the drop down arrow in the upper right corner
- Type in your 2nd child's code

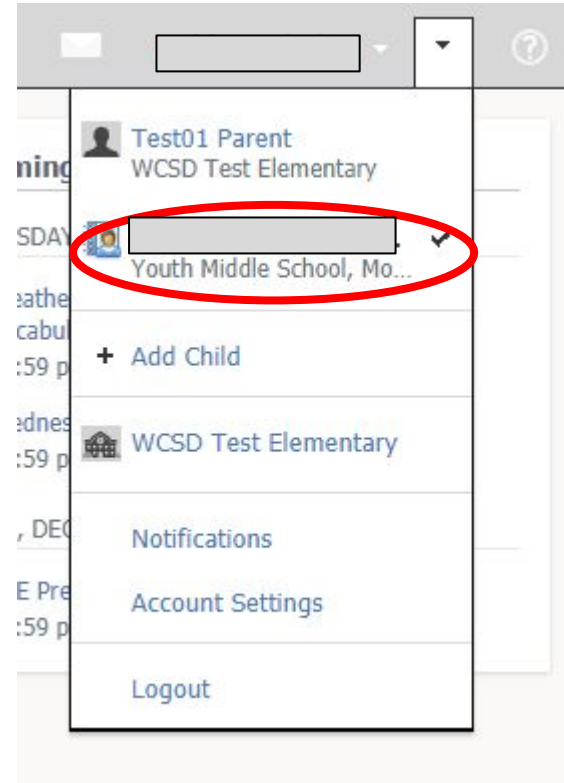


A screenshot of a dialog box titled "Add Child" with a close button (X) in the top right corner. Inside the dialog, there is a label "Child Code:" followed by a small star icon and an empty text input field. At the bottom of the dialog, there are two buttons: "Use Code" (highlighted in red) and "Cancel".



Switching Between Children

Now you can toggle between your children by clicking on their name in the drop down window.



View Course(s)

Click on the name of the course to view the course content.

Student Activity • Enrollments

Courses Current ▾

 [CON 6 Agri Tech: 02.0120000-6 \(6\)](#)

 [ELA : Penick 3rd period](#)

 [6th Social Studies: 45.0070000-1 \(1\)](#)

 [SCI 6 Science: 40.0610000-2 \(2\)](#)

 [6th Grade Math : 4th Period](#)

 [CON Math 6 Conn: 5th period - Jordan](#)

View Content within Course

Click on the name of a folder to view folder content.

ELA : Penick 3rd period

Youth Middle School



Language Arts 3 Class Syllabus



1st Quarter Class Agendas



1st Quarter Final Exam Study Guide/Extra Credit



Class Agenda 10-16-17



Class Agenda 10-17-17



Daily Vocabulary



DGP (Daily Grammar Practice)



Reading



Writing



Weekly HW



Interactive Notebook Entries

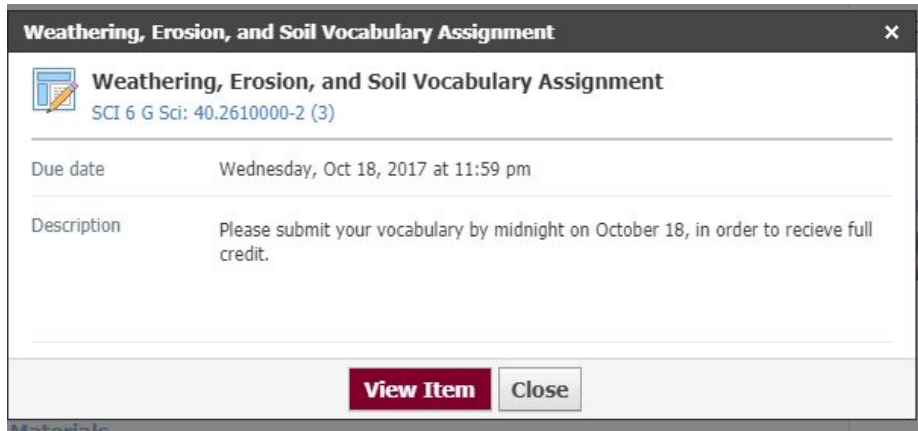


Music Mondays


Calendar

Click on the calendar icon to view the class calendar.

Click on an event to view **Due date** and **Description**.



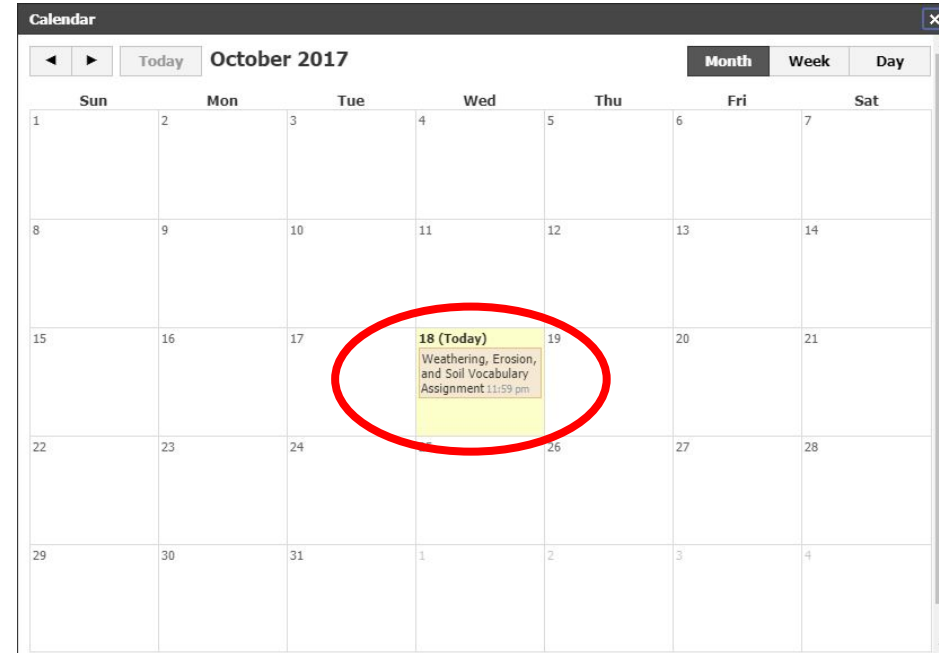
Weathering, Erosion, and Soil Vocabulary Assignment

 **Weathering, Erosion, and Soil Vocabulary Assignment**
SCI 6 G Sci: 40.2610000-2 (3)

Due date Wednesday, Oct 18, 2017 at 11:59 pm

Description Please submit your vocabulary by midnight on October 18, in order to receive full credit.

[View Item](#) [Close](#)



Calendar

Today **October 2017** Month Week Day

Sun	Mon	Tue	Wed	Thu	Fri	Sat
1	2	3	4	5	6	7
8	9	10	11	12	13	14
15	16	17	18 (Today) Weathering, Erosion, and Soil Vocabulary Assignment 11:59 pm	19	20	21
22	23	24	25	26	27	28
29	30	31	1	2	3	4

Different ICONS



Syllabus



Unit 1: Addition



Chapter 1 Test



Math Project



math problems.docx 14 KB




Class Pictures

1. Page - click to view the page content
2. Folder - click to view the folder content
3. Tests/Quizzes - click to view test/quiz
4. Assignment - click to view assignment description/due date
5. Attachment - click to view attachments or links
6. Media - click to view images

View a Graded Test

Click on an Assessment to view the results of the test.



ENG 8 Lang Arts: 23.0130000-11 (5) ▶ Tests/Quizzes

Q1 Assessment #1

Submissions Disabled



My Submissions

Test/Quiz

Comments


Final score **80**/₁₀₀ **80**/₁₀₀

Submission #	Started	Completed	Time taken	Score	
1	8/30/17 11:51am	8/30/17 12:19pm	27 min 33 sec	80/100	View Assessment

View Assessment

If you want to view the content of the assessment, click on View Assessment.

ENG 8 Lang Arts: 23.0130000-11 (5) ▶ Tests/Quizzes

Q1 Assessment #1 Submissions Disabled 

My Submissions | Test/Quiz | Comments

Final score **80**/₁₀₀ **80/100**

Submission #	Started	Completed	Time taken	Score	
1	8/30/17 11:51am	8/30/17 12:19pm	27 min 33 sec	80/100	View Assessment

View Assessment

View Assessment allows you to see all the questions in the Assessment.

- You can view your child's answer as well as the correct answer choice.

Q1 Assessment #1

My Submissions

Test/Quiz

Comments



Submission 1



2/2

Question 1

Use context clues to determine the meaning of the underline word.

Often, the moral of sci-fi films is that people should learn to be more kind, or humane.

a. weird

b. nice

c. somber

d. joyous

2/2

Question 2

Use context clues to identify the meaning of the underlined word.

In most films, space creatures are horrible, ghastly beings on a mission to destroy Earthlings.

a. awful

b. pleasant

c. unrealistic

d. happy