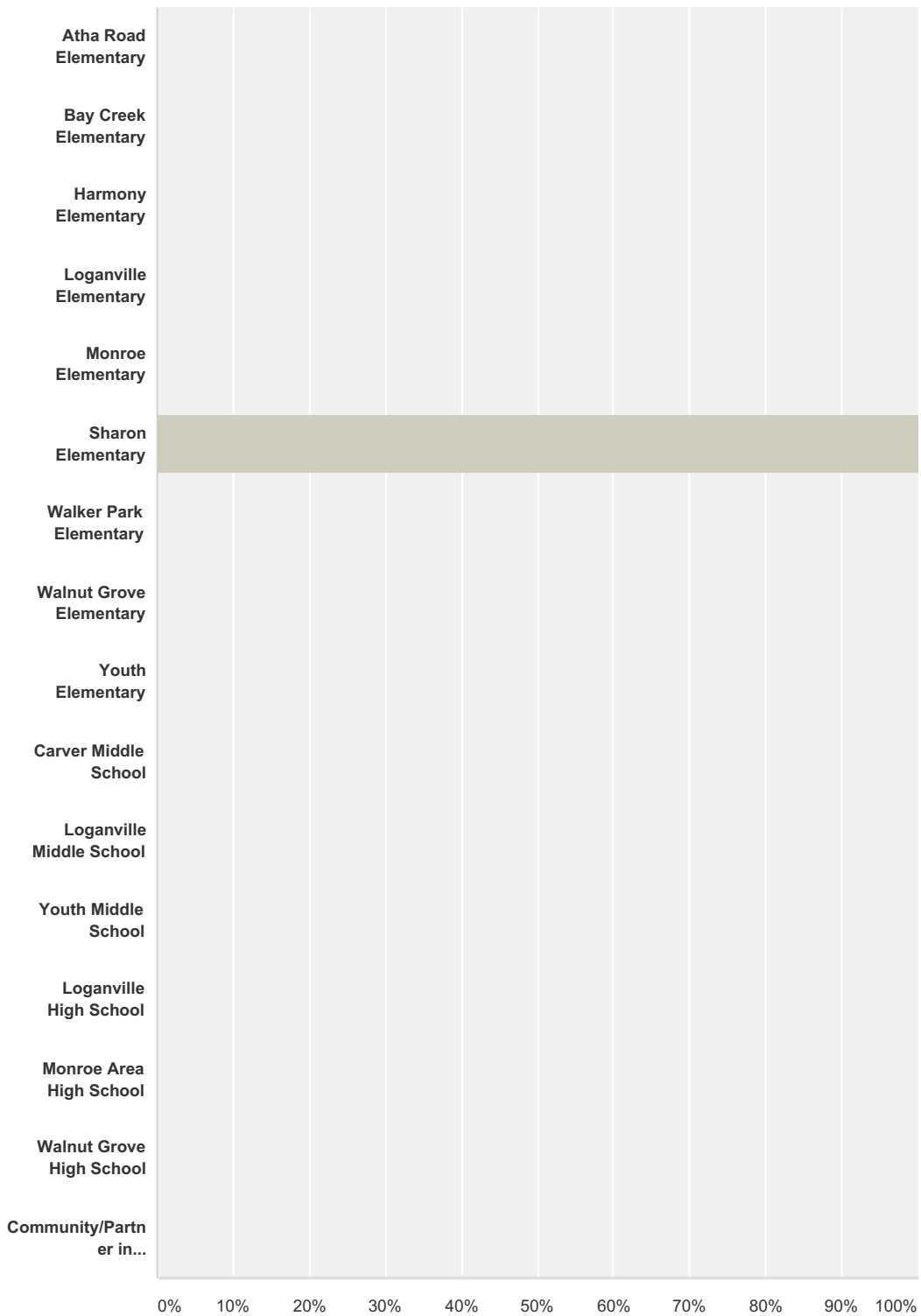


### Q1 My child attends the following school: (Please complete a survey for each child)

Answered: 38 Skipped: 0

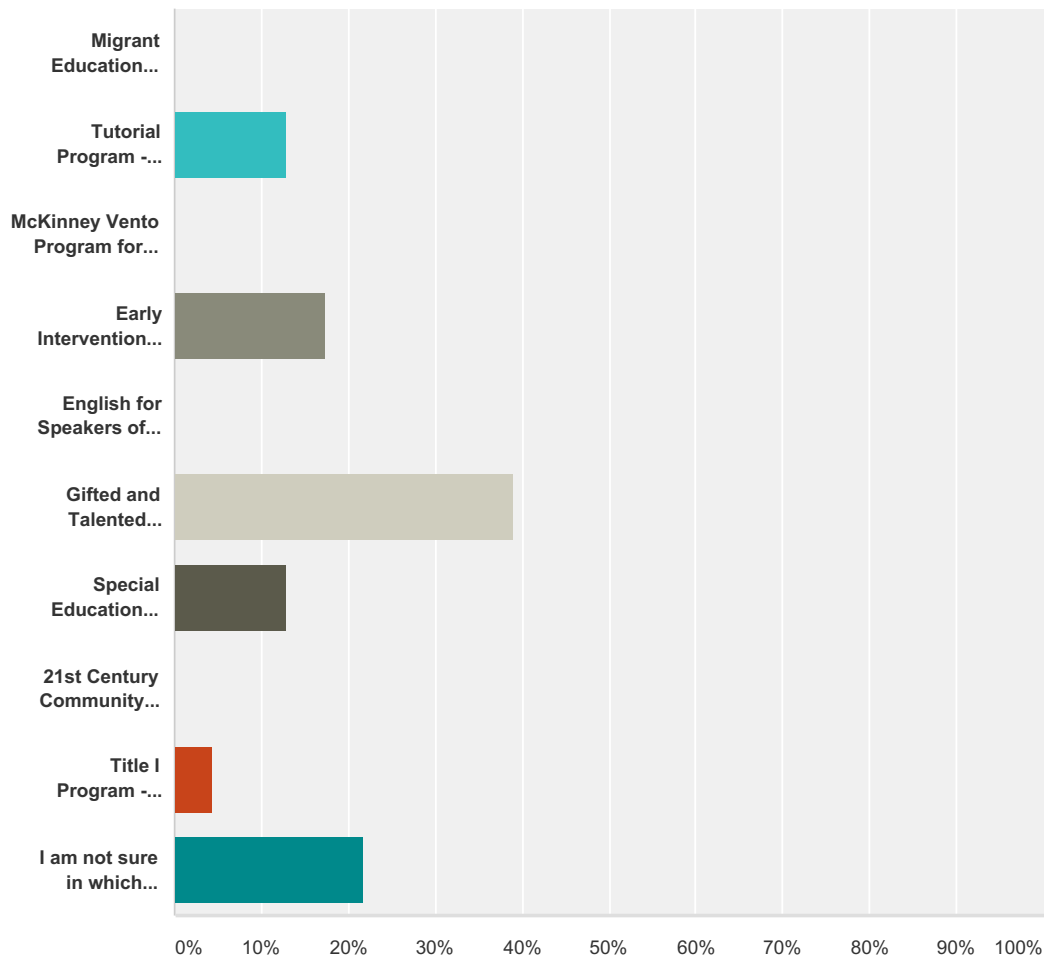


| Answer Choices | Responses |
|----------------|-----------|
|----------------|-----------|

|  |         |           |
|--|---------|-----------|
| Atha Road Elementary   | 0.00%   | 0         |
| Bay Creek Elementary   | 0.00%   | 0         |
| Harmony Elementary   | 0.00%   | 0         |
| Loganville Elementary  | 0.00%   | 0         |
| Monroe Elementary  | 0.00%   | 0         |
| Sharon Elementary  | 100.00% | 38        |
| Walker Park Elementary                                       | 0.00%   | 0         |
| Walnut Grove Elementary                                      | 0.00%   | 0         |
| Youth Elementary   | 0.00%   | 0         |
| Carver Middle School   | 0.00%   | 0         |
| Loganville Middle School                                     | 0.00%   | 0         |
| Youth Middle School  | 0.00%   | 0         |
| Loganville High School                                       | 0.00%   | 0         |
| Monroe Area High School                                      | 0.00%   | 0         |
| Walnut Grove High School                                     | 0.00%   | 0         |
| Community/Partner in Education/School Council Representative | 0.00%   | 0         |
| <b>Total</b>   |         | <b>38</b> |

## Q2 Which of the following programs serves your child? (Check all that apply):

Answered: 23 Skipped: 15

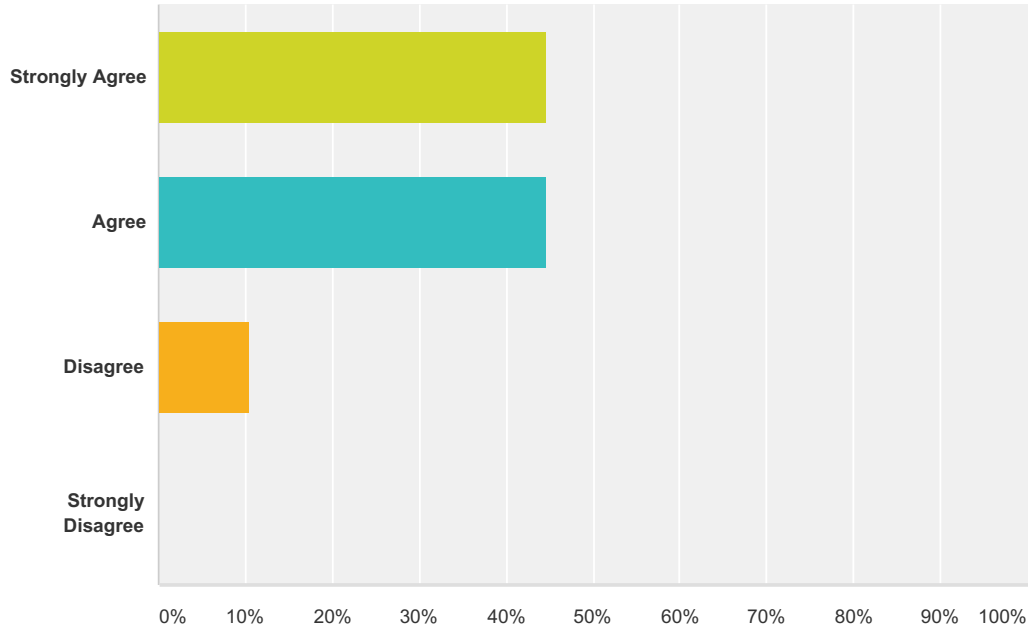


| Answer Choices  | Responses |
|---|-----------|
| Migrant Education Program   | 0.00% 0   |
| Tutorial Program - (after school, during school or Saturday school) | 13.04% 3  |
| McKinney Vento Program for Homeless Children and Youth              | 0.00% 0   |
| Early Intervention Program (EIP) - Elem. Schools                    | 17.39% 4  |
| English for Speakers of Other Languages (ESOL) Program              | 0.00% 0   |
| Gifted and Talented Program   | 39.13% 9  |
| Special Education Program   | 13.04% 3  |
| 21st Century Community Learning Centers (CCLC) / LEAP               | 0.00% 0   |
| Title I Program - Services provided by a Title I Schools            | 4.35% 1   |
| I am not sure in which programs my child participates.              | 21.74% 5  |

Total Respondents: 23

### Q3 My child's teacher(s) adequately address my child's specific individualized learning needs.

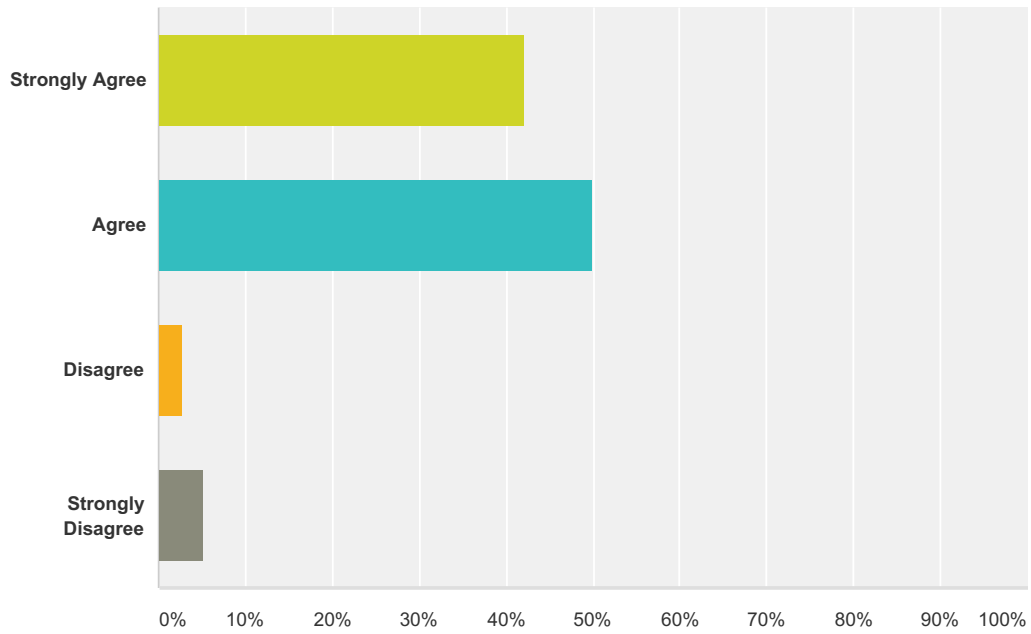
Answered: 38 Skipped: 0



| Answer Choices    | Responses |
|-------------------|-----------|
| Strongly Agree    | 44.74% 17 |
| Agree             | 44.74% 17 |
| Disagree          | 10.53% 4  |
| Strongly Disagree | 0.00% 0   |
| <b>Total</b>      | <b>38</b> |

### Q4 I am satisfied with the services and support provided by the school to help my child academically.

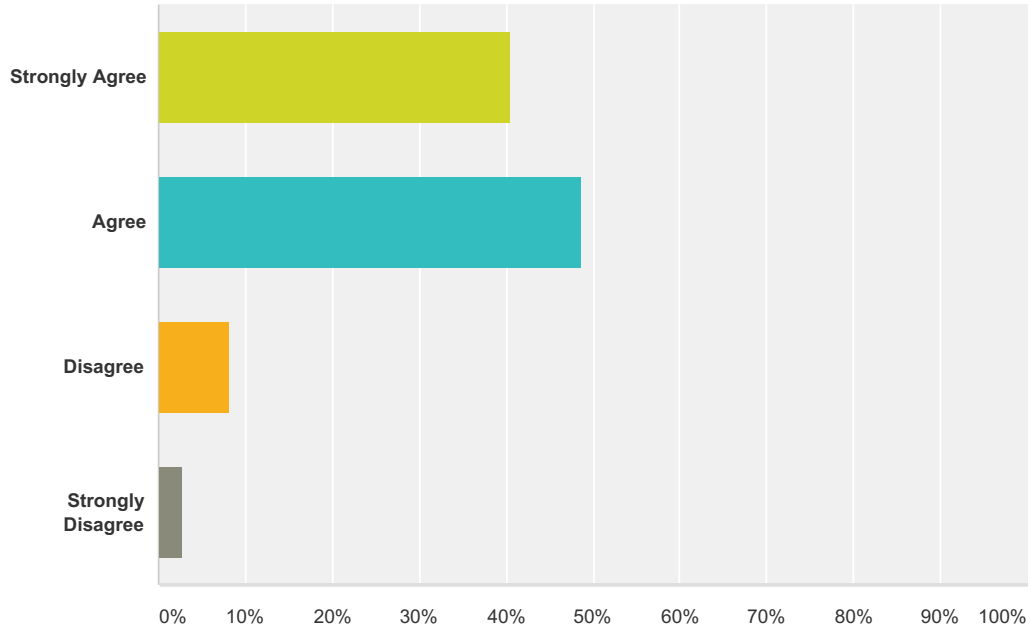
Answered: 38 Skipped: 0



| Answer Choices    | Responses |
|-------------------|-----------|
| Strongly Agree    | 42.11% 16 |
| Agree             | 50.00% 19 |
| Disagree          | 2.63% 1   |
| Strongly Disagree | 5.26% 2   |
| <b>Total</b>      | <b>38</b> |

### Q5 Teachers regularly inform me about my child's academic progress in English Language Arts, Math, Science, and Social Studies.

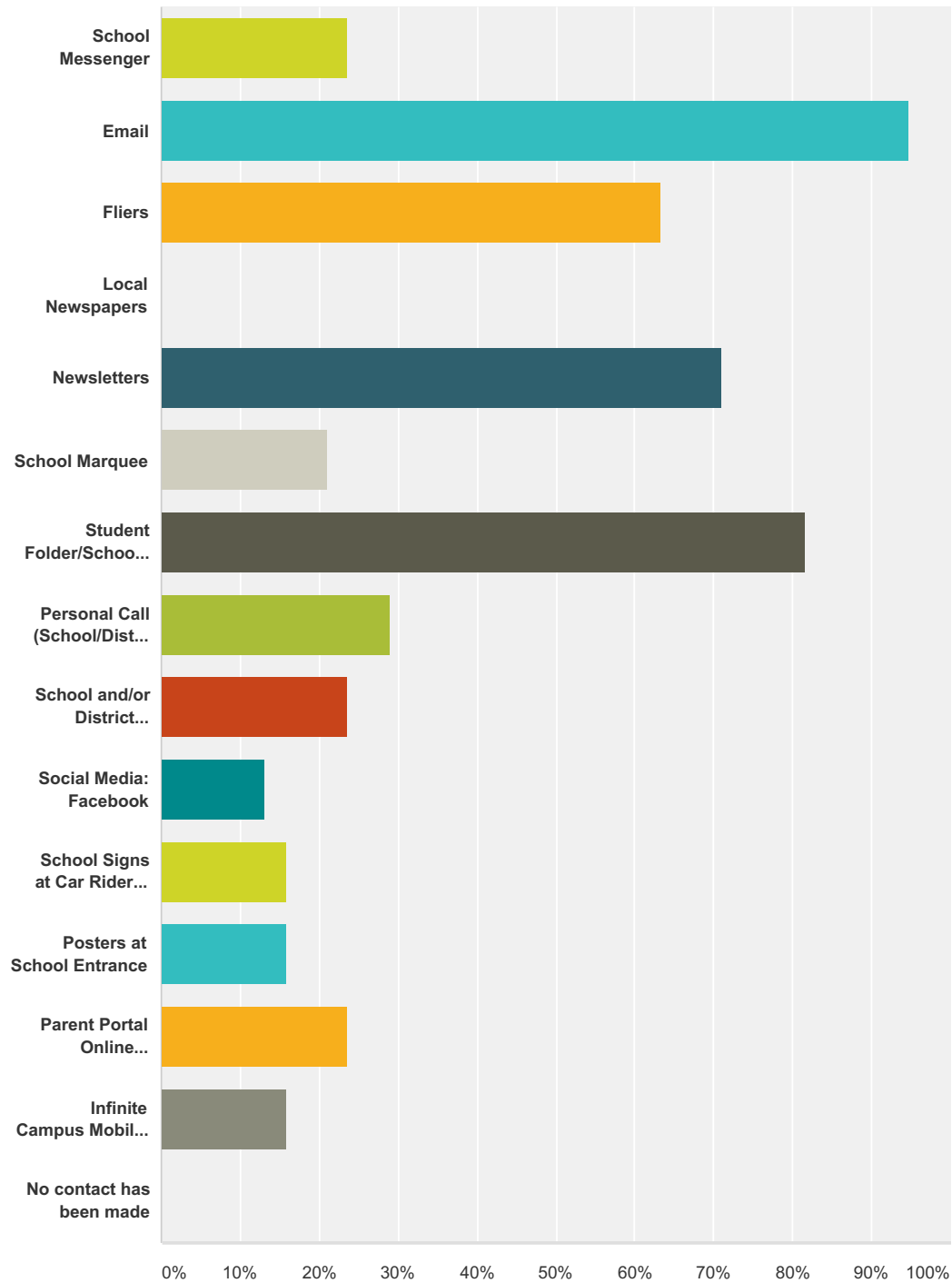
Answered: 37 Skipped: 1



| Answer Choices    | Responses |           |
|-------------------|-----------|-----------|
| Strongly Agree    | 40.54%    | 15        |
| Agree             | 48.65%    | 18        |
| Disagree          | 8.11%     | 3         |
| Strongly Disagree | 2.70%     | 1         |
| <b>Total</b>      |           | <b>37</b> |

### Q6 I have received information from my school in the following ways: (Check all that apply):

Answered: 38 Skipped: 0



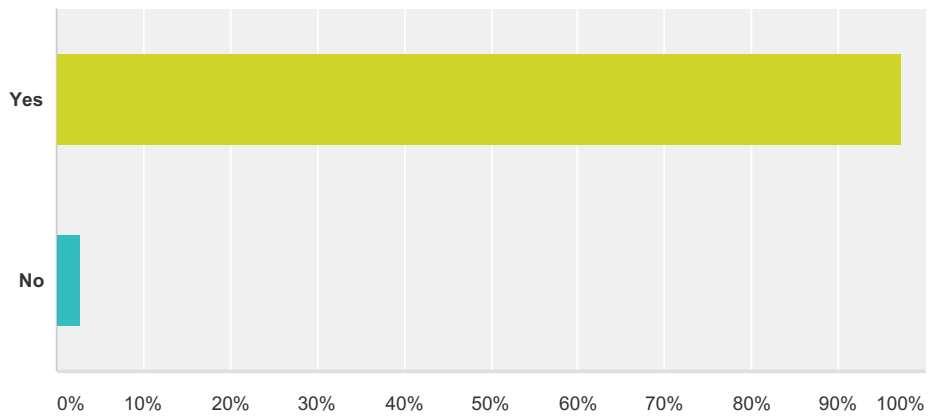
| Answer Choices   | Responses |
|------------------|-----------|
| School Messenger | 23.68% 9  |



|  |        |    |
|--|--------|----|
| Email                                  | 94.74% | 36 |
| Fliers                                 | 63.16% | 24 |
| Local Newspapers                       | 0.00%  | 0  |
| Newsletters                            | 71.05% | 27 |
| School Marquee                         | 21.05% | 8  |
| Student Folder/School Agenda           | 81.58% | 31 |
| Personal Call (School/District Staff)  | 28.95% | 11 |
| School and/or District Website         | 23.68% | 9  |
| Social Media: Facebook                 | 13.16% | 5  |
| School Signs at Car Rider Line         | 15.79% | 6  |
| Posters at School Entrance             | 15.79% | 6  |
| Parent Portal Online (Infinite Campus) | 23.68% | 9  |
| Infinite Campus Mobile Portal App      | 15.79% | 6  |
| No contact has been made               | 0.00%  | 0  |
| <b>Total Respondents: 38</b>           |        |    |

### Q7 Is English the best language for schools to communicate with you?

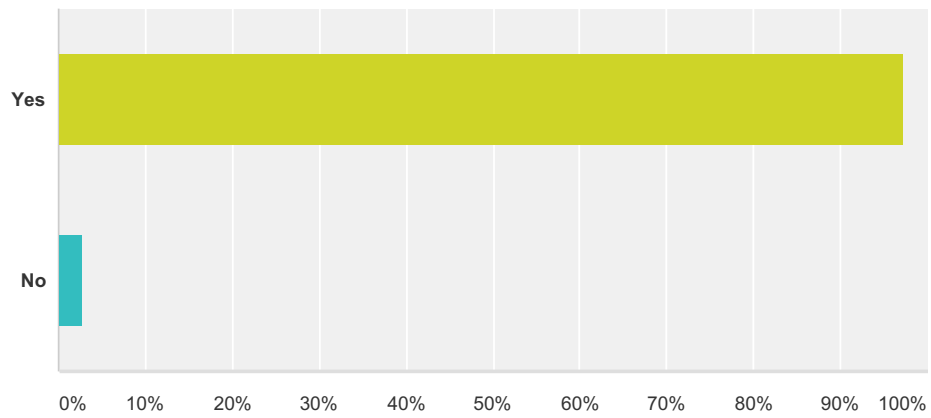
Answered: 38 Skipped: 0



| Answer Choices | Responses |
|----------------|-----------|
| Yes            | 97.37% 37 |
| No             | 2.63% 1   |
| <b>Total</b>   | <b>38</b> |

### Q8 Do you understand your child's report cards, progress reports, and test scores?

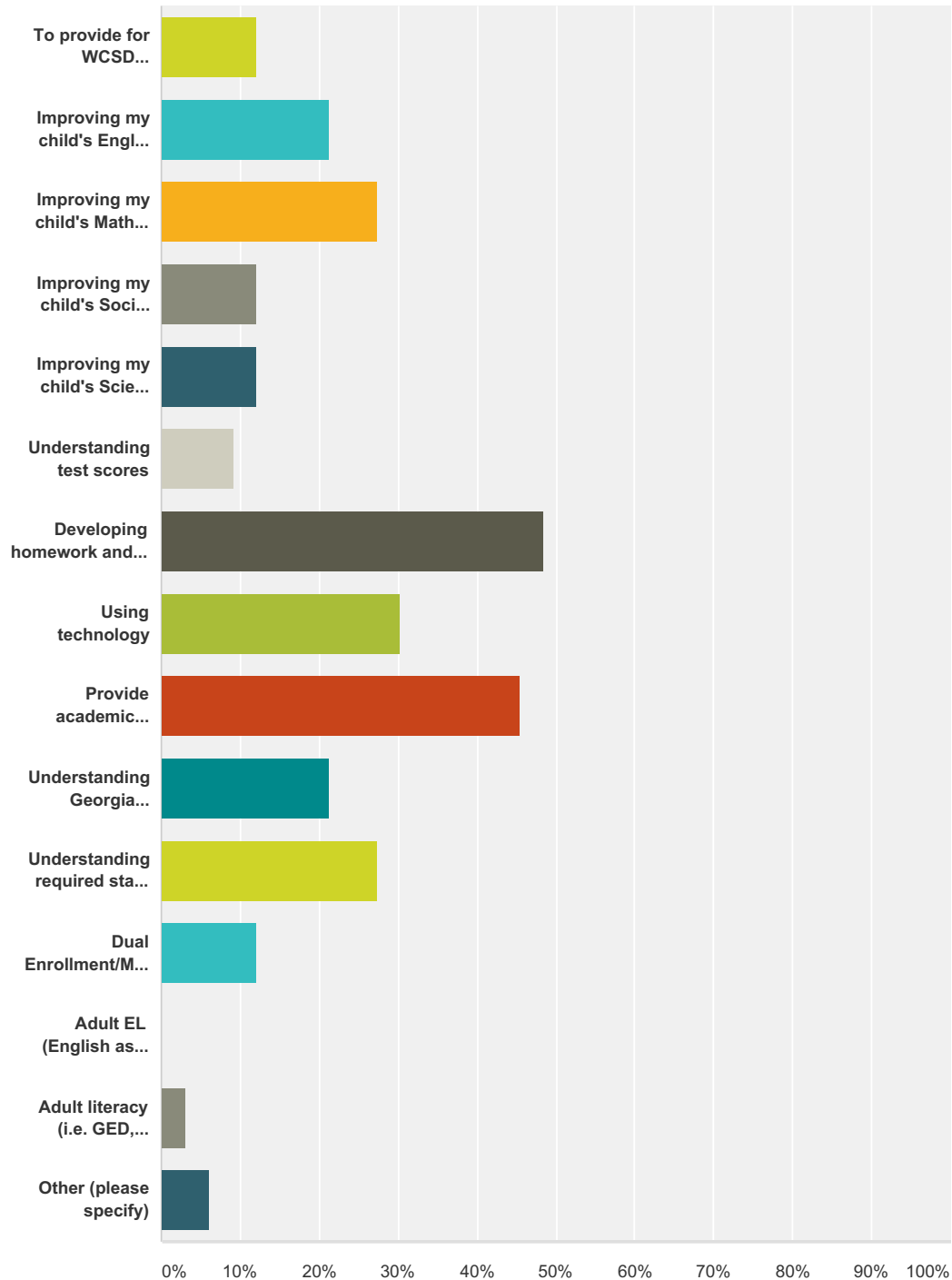
Answered: 38 Skipped: 0



| Answer Choices | Responses |
|----------------|-----------|
| Yes            | 97.37% 37 |
| No             | 2.63% 1   |
| <b>Total</b>   | <b>38</b> |

**Q9 I would like parent engagement funds (if available) to be used to provide the following trainings/programs at my child's school. (Check all that apply):**

Answered: 33 Skipped: 5

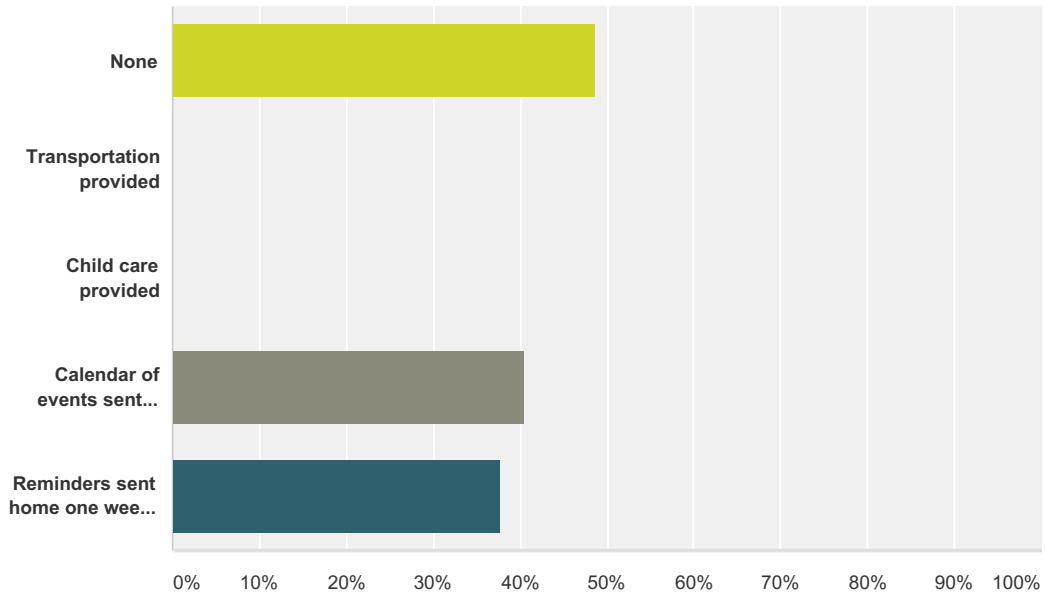


| Answer Choices   | Responses |
|--|-----------|
| To provide for WCSD Parent:Family Engagement Coordinator | 12.12% 4  |

|   |        |    |
|---|--------|----|
| Improving my child's English Language Arts skills   | 21.21% | 7  |
| Improving my child's Math skills  | 27.27% | 9  |
| Improving my child's Social Studies skills  | 12.12% | 4  |
| Improving my child's Science skills   | 12.12% | 4  |
| Understanding test scores   | 9.09%  | 3  |
| Developing homework and study habits  | 48.48% | 16 |
| Using technology  | 30.30% | 10 |
| Provide academic materials for parents to use with their student in the home                            | 45.45% | 15 |
| Understanding Georgia Standards of Excellence (English Language Arts, Math, Science and Social Studies) | 21.21% | 7  |
| Understanding required state assessments (GA Milestones, End of Grade and End of Course assessments)    | 27.27% | 9  |
| Dual Enrollment/Move On When Ready  | 12.12% | 4  |
| Adult EL (English as Second Language)   | 0.00%  | 0  |
| Adult literacy (i.e. GED, beginning reading, math, etc.)  | 3.03%  | 1  |
| Other (please specify)  | 6.06%  | 2  |
| <b>Total Respondents: 33</b>  |        |    |

**Q10 I will need the following assistance for me to participate in school events and Title I Program sponsored activities.(Check all that apply):**

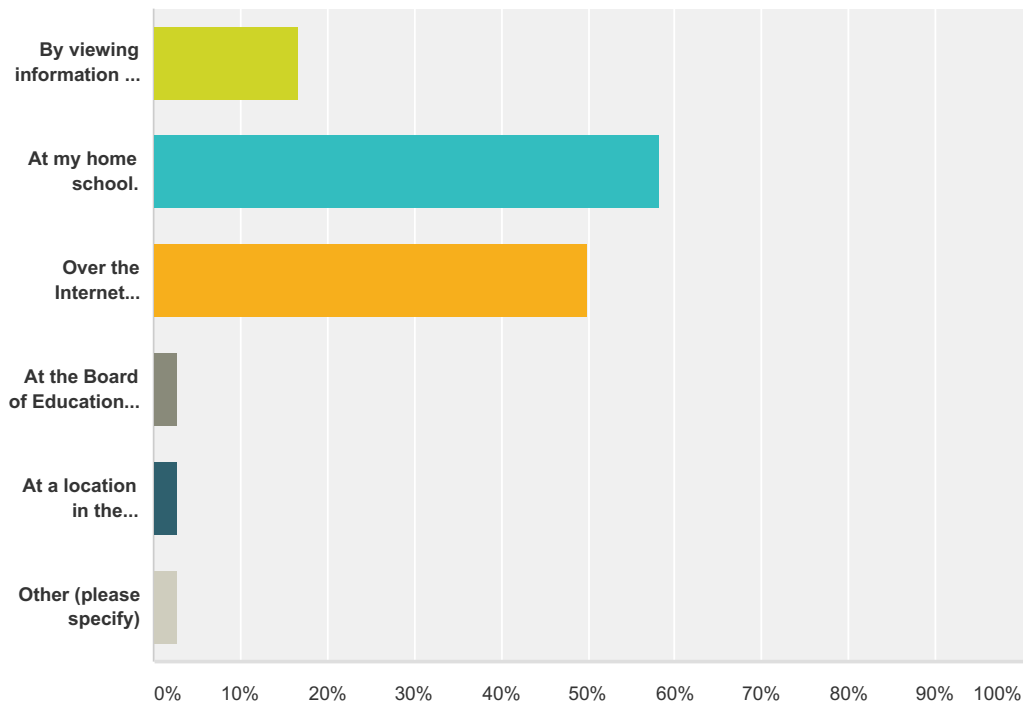
Answered: 37 Skipped: 1



| Answer Choices                                | Responses |
|---|-----------|
| None  | 48.65% 18 |
| Transportation provided                       | 0.00% 0   |
| Child care provided                           | 0.00% 0   |
| Calendar of events sent home regularly        | 40.54% 15 |
| Reminders sent home one week before the event | 37.84% 14 |
| <b>Total Respondents: 37</b>                  |           |

### Q11 I prefer to attend parent trainings: (Check all that apply):

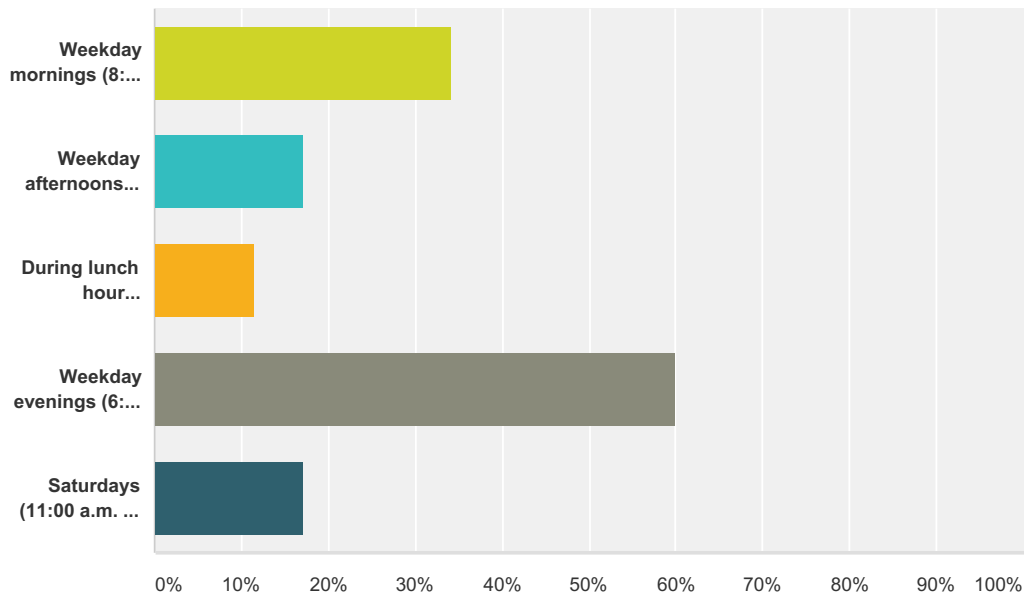
Answered: 36 Skipped: 2



| Answer Choices  | Responses |
|---|-----------|
| By viewing information on the district website.                 | 16.67% 6  |
| At my home school.  | 58.33% 21 |
| Over the Internet (streaming/video)                             | 50.00% 18 |
| At the Board of Education training rooms.                       | 2.78% 1   |
| At a location in the community (church, community center, etc.) | 2.78% 1   |
| Other (please specify)  | 2.78% 1   |
| <b>Total Respondents: 36</b>                                    |           |

### Q12 I prefer to attend parent trainings at these times: (Check all that apply):

Answered: 35 Skipped: 3

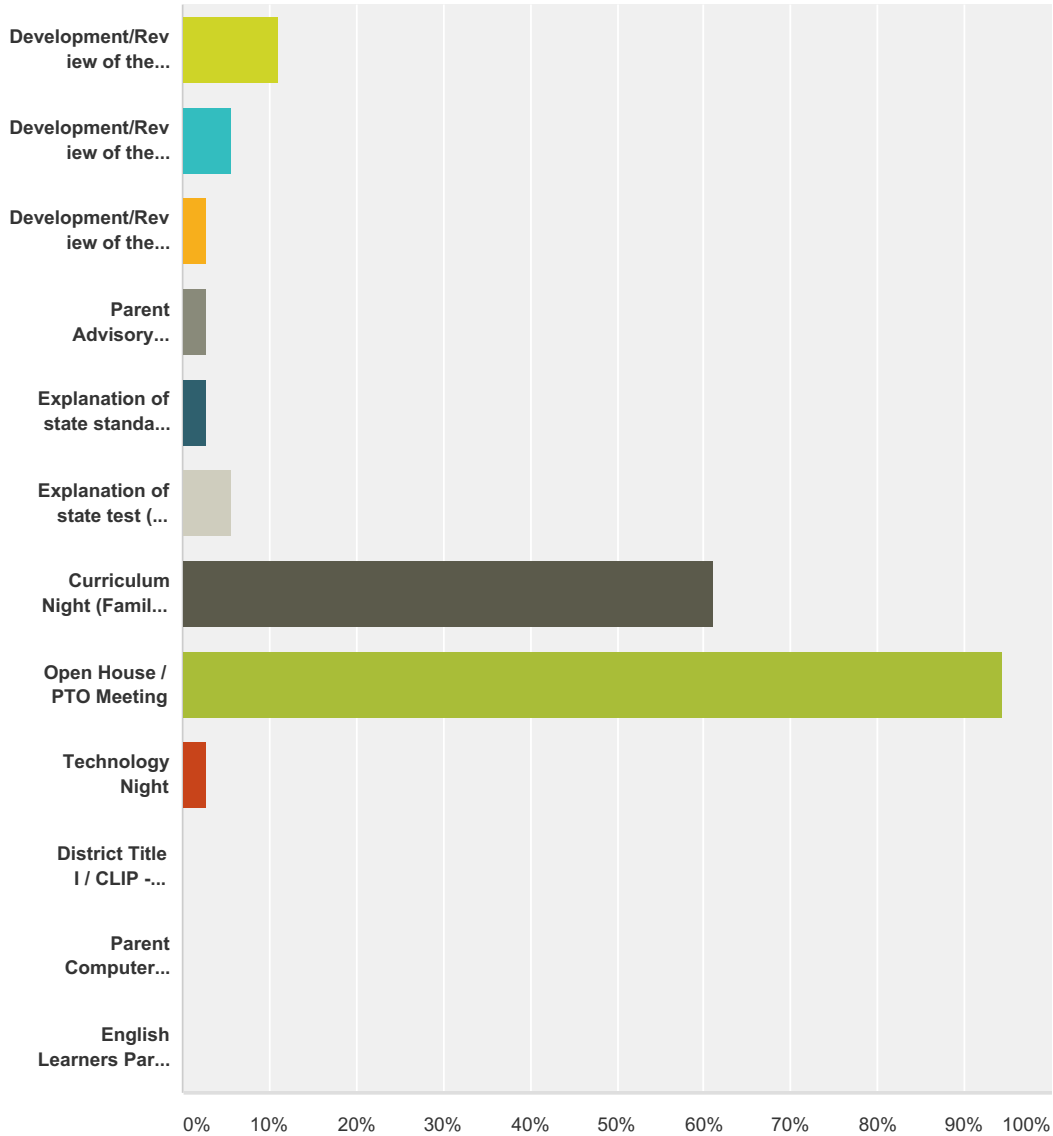


| Answer Choices                                    | Responses |
|---|-----------|
| Weekday mornings (8:00 a.m. to 12:00 p.m.)        | 34.29% 12 |
| Weekday afternoons (1:00 p.m. to 4:00 p.m.)       | 17.14% 6  |
| During lunch hour (Lunch-N-Learn with your child) | 11.43% 4  |
| Weekday evenings (6:00 p.m. to 9:00 p.m.)         | 60.00% 21 |
| Saturdays (11:00 a.m. to 2:00 p.m.)               | 17.14% 6  |
| <b>Total Respondents: 35</b>                      |           |



### Q13 I participated in and/or attended the following school activities this year. (Check all that apply):

Answered: 36 Skipped: 2

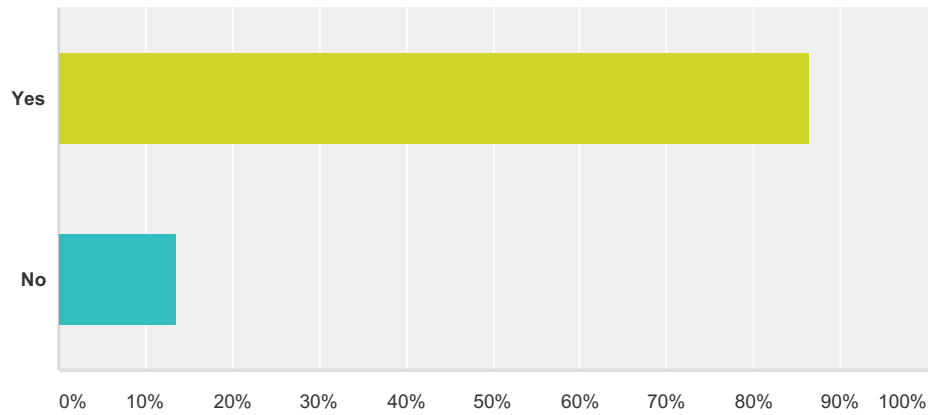


| Answer Choices  | Responses |
|---|-----------|
| Development/Review of the Parental Involvement Plan   | 11.11% 4  |
| Development/Review of the School Parent Compact   | 5.56% 2   |
| Development/Review of the Title I Program Plan/Evaluation and School Improvement Plan           | 2.78% 1   |
| Parent Advisory Committees/Councils/School Governance Team                                      | 2.78% 1   |
| Explanation of state standards and school curriculum (GA Standards of Excellence)               | 2.78% 1   |
| Explanation of state test (GA Milestones, End of Grade, End of Course Test, ACCESS Test, GKIDS) | 5.56% 2   |

|   |        |    |
|---|--------|----|
| Curriculum Night (Family Reading / Math Night, Science or Social Studies)                     | 61.11% | 22 |
| Open House / PTO Meeting  | 94.44% | 34 |
| Technology Night  | 2.78%  | 1  |
| District Title I / CLIP - Comprehensive LEA (District) Implementation Planning Meeting (CLIP) | 0.00%  | 0  |
| Parent Computer Classes/Workshops   | 0.00%  | 0  |
| English Learners Parent Orientation   | 0.00%  | 0  |
| <b>Total Respondents: 36</b>  |        |    |

### Q14 Do you think that all children in your child's school have the same opportunity to learn and succeed?

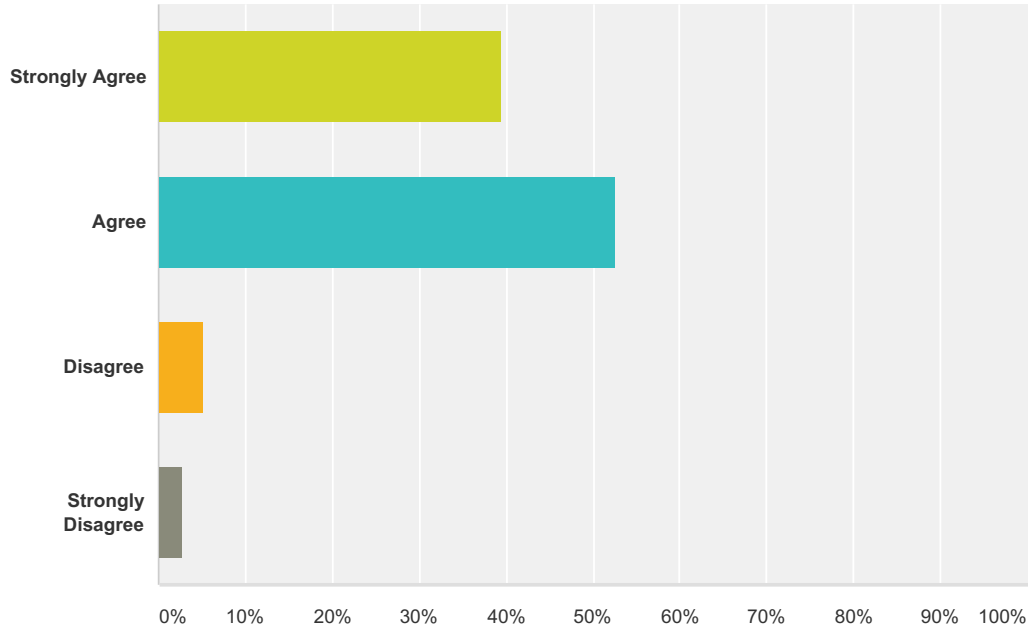
Answered: 37 Skipped: 1



| Answer Choices | Responses |
|----------------|-----------|
| Yes            | 86.49% 32 |
| No             | 13.51% 5  |
| <b>Total</b>   | <b>37</b> |

**Q15 Walton County School System provides every student equal access to experienced, highly qualified (certified in the area in which they are teaching) teachers.**

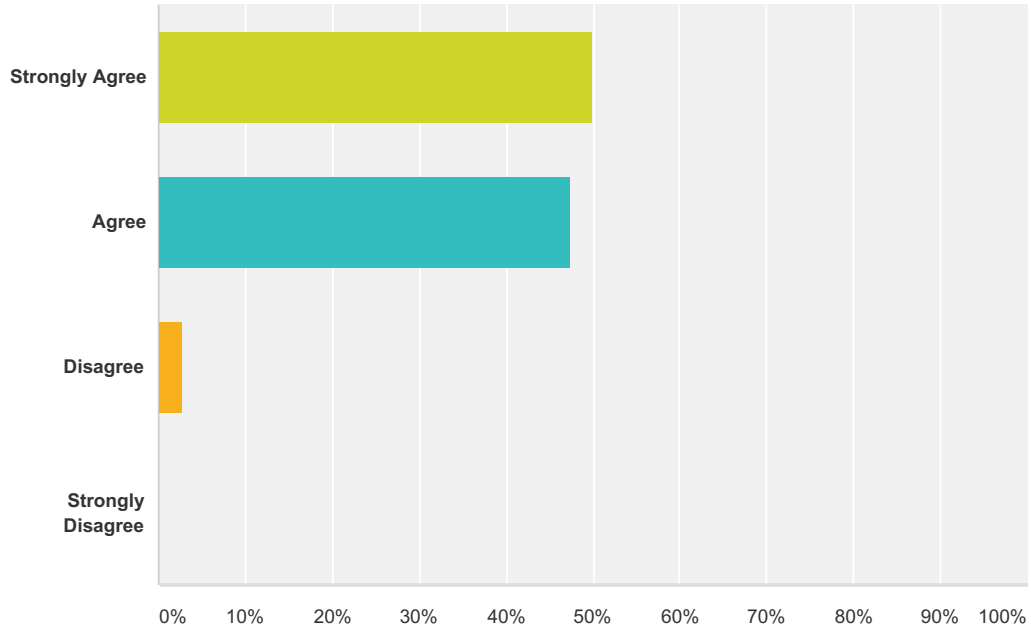
Answered: 38 Skipped: 0



| Answer Choices    | Responses |
|-------------------|-----------|
| Strongly Agree    | 39.47% 15 |
| Agree             | 52.63% 20 |
| Disagree          | 5.26% 2   |
| Strongly Disagree | 2.63% 1   |
| <b>Total</b>      | <b>38</b> |

**Q16 The staff at my child's school is responsive and helpful when we discuss my child's academic progress.**

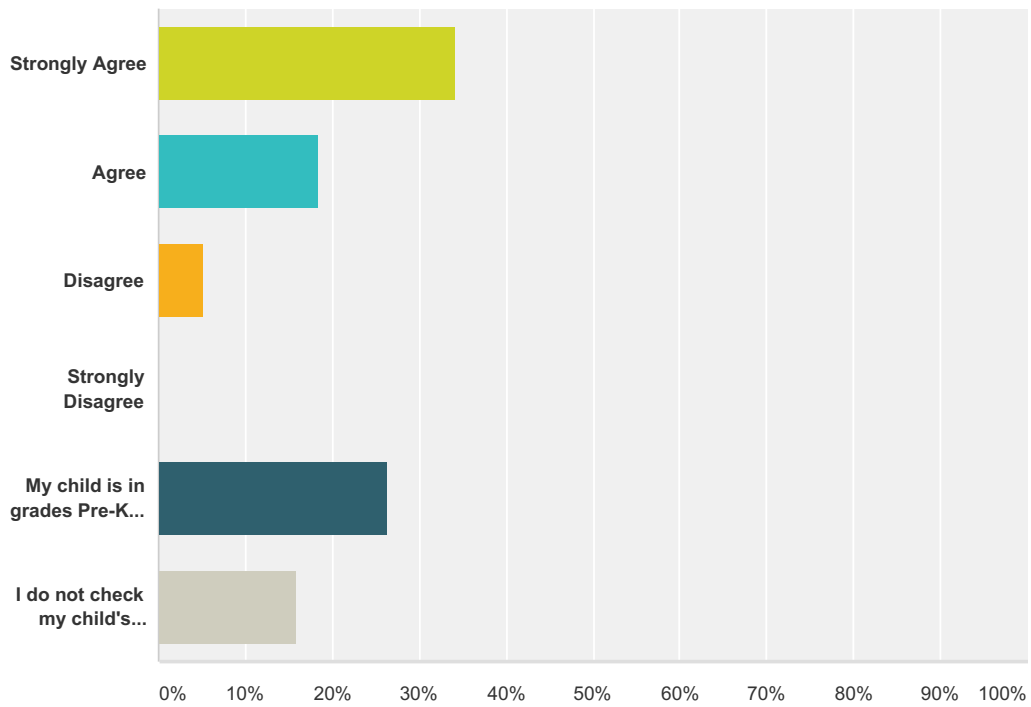
Answered: 38 Skipped: 0



| Answer Choices    | Responses |           |
|-------------------|-----------|-----------|
| Strongly Agree    | 50.00%    | 19        |
| Agree             | 47.37%    | 18        |
| Disagree          | 2.63%     | 1         |
| Strongly Disagree | 0.00%     | 0         |
| <b>Total</b>      |           | <b>38</b> |

### Q17 My child's teachers regularly update grades in the parent portal.

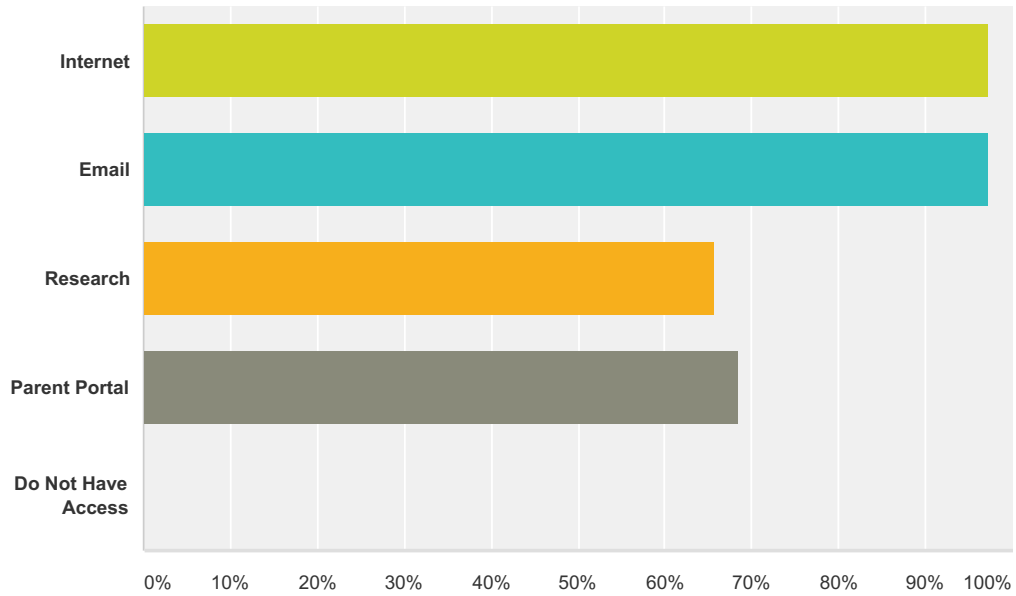
Answered: 38 Skipped: 0



| Answer Choices  | Responses |
|---|-----------|
| Strongly Agree  | 34.21% 13 |
| Agree   | 18.42% 7  |
| Disagree  | 5.26% 2   |
| Strongly Disagree   | 0.00% 0   |
| My child is in grades Pre-K - 3.  | 26.32% 10 |
| I do not check my child's grades electronically (online or using an app). | 15.79% 6  |
| <b>Total</b>  | <b>38</b> |

**Q18 I have access to devices (phone, computer, eReader, iPad, Kindle, etc.) to make use of the following (Check all that apply):**

Answered: 38 Skipped: 0



| Answer Choices               | Responses |
|------------------------------|-----------|
| Internet                     | 97.37% 37 |
| Email                        | 97.37% 37 |
| Research                     | 65.79% 25 |
| Parent Portal                | 68.42% 26 |
| Do Not Have Access           | 0.00% 0   |
| <b>Total Respondents: 38</b> |           |

**Q19 OPTIONAL: What would you most like to see improved within the Walton County School System?**

Answered: 15 Skipped: 23



### Q20 Optional: Please share your contact information.

Answered: 19 Skipped: 19

| Answer Choices | Responses |    |
|----------------|-----------|----|
| Name:          | 100.00%   | 19 |
| Phone Number:  | 100.00%   | 19 |
| Email Address  | 100.00%   | 19 |